





District Health Assessment for Multiple District 6 through November 2025

		Clubs							Membership							Member Strength		Cancellation		Reports			Finance	Leadership			
District Name	Status/ Number of Months in Status *	Active Clubs	Clubs in Status Quo	Total Clubs	% Status Quo Clubs in Financial Suspension	New Clubs	Cancelled Clubs	YTD Net Club Gain/Loss	Current Members In Active Clubs	Current Members In Status Quo Clubs	Current Total Members Count	YTD Add	YTD Drop	YTD NetGrowth (includes Active and Status Quo)	YTD NetGrowth% (includes Active and Status Quo)	Member Count 12 Months Ago	Average Member Count Per Club	% of Clubs with less than 20 members	Average Cancelled Club Age	Members Lost Due to Cancelled Clubs	% of Clubs Reporting Service	% No MMR in 3 Months	% No Officer Report in 12 months	% of Clubs with balance 90+ days	Number of Zone Chairs Recorded	Number of Region Chairs Recorded	District Officers Vacancies **
6 NE	T(24)	33	0	33	0%	0	0	0	782	0	782	17	28	-11	-1.39%	855	24	58%	0	0	36%	36%	3%	0%	0	0	2nd VDG
6 C	T(24)	22	2	24	100%	0	0	0	400	114	514	29	17	12	2.39%	475	18	71%	0	0	54%	63%	4%	17%	2	0	2nd VDG
6 SE	T(24)	20	0	20	0%	0	0	0	415	0	415	12	15	-3	-0.72%	434	21	55%	0	0	30%	60%	0%	10%	1	0	2nd VDG, GLT, GST
6 W	T(24)	28	0	28	0%	0	0	0	663	0	663	47	36	11	1.69%	671	24	61%	0	0	54%	43%	0%	11%	6	0	
		103	2	105	100%	0	0	0	2260	114	2374	105	96	9	0.38%	2,435	23	61%	0	0	44%	49%	2%	9%	9	0	



District Health Assessment for Multiple District 17 through November 2025

		Clubs							Membership							Member Strength		Cancellation		Reports			Finance	Leadership			
District Name	Status/ Number of Months in Status *	Active Clubs	Clubs in Status Quo	Total Clubs	% Status Quo Clubs in Financial Suspension	New Clubs	Cancelled Clubs	YTD Net Club Gain/Loss	Current Members In Active Clubs	Current Members In Status Quo Clubs	Current Total Members Count	YTD Add	YTD Drop	YTD NetGrowth (includes Active and Status Quo)	YTD NetGrowth% (includes Active and Status Quo)	Member Count 12 Months Ago	Average Member Count Per Club	% of Clubs with less than 20 members	Average Cancelled Club Age	Members Lost Due to Cancelled Clubs	% of Clubs Reporting Service	% No MMR in 3 Months	% No Officer Report in 12 months	% of Clubs with balance 90+ days	Number of Zone Chairs Recorded	Number of Region Chairs Recorded	District Officers Vacancies **
17 K	T(24)	61	2	63	100%	0	0	0	1099	10	1109	32	45	-13	-1.16%	1,155	18	63%	0	0	14%	73%	0%	10%	9	3	
17 A		68	0	68	0%	0	1	-1	1373	0	1373	65	68	-3	-0.22%	1,411	20	53%	96	0	51%	57%	0%	9%	10	0	
17 N		67	0	67	0%	0	0	0	1351	0	1351	40	42	-2	-0.15%	1,364	20	55%	0	0	43%	61%	1%	10%	10	0	
		196	2	198	100%	0	1	-1	3823	10	3833	137	155	-18	-0.47%	3,930	20	57%	96	0	37%	64%	1%	10%	29	3	




District Health Assessment for Multiple District 21 through November 2025

Status/ District Name of Months in Status *		Clubs							Membership							Member Strength		Cancellation		Reports			Finance		Leadership		
		Active Clubs	Clubs in Status Quo	Total Clubs	% Status Quo Clubs in Financial Suspension	New Clubs	Cancelled Clubs	YTD Net Club Gain/ Loss	Current Members In Active Clubs	Current Members In Status Quo Clubs	Current Total Members Count	YTD Add	YTD Drop	YTD NetGrowth (includes Active and Status Quo)	YTD NetGrowth% (includes Active and Status Quo)	Member Count 12 Months Ago	Average Member Count Per Club	% of Clubs with less than 20 members	Average Cancelled Club Age	Members Lost Due to Cancelled Clubs	% of Clubs Reporting Service	% No MMR in 3 Months	% No Officer Report in 12 months	% of Clubs with balance 90+ days	Number of Zone Chairs Recorded	Number of Region Chairs Recorded	District Officers Vacancies **
21 N		59	0	59	0%	1	1	0	1544	0	1544	128	76	52	3.49%	1,488	26	47%	46	5	81%	5%	0%	7%	12	2	
21 S	T(24)	41	1	42	100%	0	1	-1	1071	10	1081	126	61	65	6.40%	947	26	43%	68	0	57%	7%	0%	17%	9	0	
		100	1	101	100%	1	2	-1	2615	10	2625	254	137	117	4.67%	2,435	26	46%	57	5	71%	6%	0%	11%	21	2	




District Health Assessment for Multiple District 28 through November 2025

 Status/ District Name of Months in Status *		Clubs							Membership							Member Strength		Cancellation		Reports			Finance	Leadership			
		Active Clubs	Clubs in Status Quo	Total Clubs	% Status Quo Clubs in Financial Suspension	New Clubs	Cancelled Clubs	YTD Net Club Gain/ Loss	Current Members In Active Clubs	Current Members In Status Quo Clubs	Current Total Members Count	YTD Add	YTD Drop	YTD NetGrowth (includes Active and Status Quo)	YTD NetGrowth% (includes Active and Status Quo)	Member Count 12 Months Ago	Average Member Count Per Club	% of Clubs with less than 20 members	Average Cancelled Club Age	Members Lost Due to Cancelled Clubs	% of Clubs Reporting Service	% No MMR in 3 Months	% No Officer Report in 12 months	% of Clubs with balance 90+ days	Number of Zone Chairs Recorded	Number of Region Chairs Recorded	District Officers Vacancies **
28 U	T(24)	24	1	25	100%	0	0	0	370	8	378	25	31	-6	-1.56%	441	15	68%	0	0	36%	40%	0%	24%	0	0	2nd VDG
28 T	T(24)	21	3	24	100%	0	0	0	454	48	502	29	14	15	3.08%	498	22	58%	0	0	13%	71%	0%	25%	0	0	
		45	4	49	100%	0	0	0	824	56	880	54	45	9	1.03%	939	20	63%	0	0	24%	55%	0%	24%	0	0	




District Health Assessment for Multiple District 38 through November 2025

 Status/ Number of Months in Status *		Clubs							Membership							Member Strength		Cancellation		Reports			Finance	Leadership			
		Active Clubs	Clubs in Status Quo	Total Clubs	% Status Quo Clubs in Financial Suspension	New Clubs	Cancelled Clubs	YTD Net Club Gain/Loss	Current Members In Active Clubs	Current Members In Status Quo Clubs	Current Total Members Count	YTD Add	YTD Drop	YTD NetGrowth (includes Active and Status Quo)	YTD NetGrowth% (includes Active and Status Quo)	Member Count 12 Months Ago	Average Member Count Per Club	% of Clubs with less than 20 members	Average Cancelled Club Age	Members Lost Due to Cancelled Clubs	% of Clubs Reporting Service	% No MMR in 3 Months	% No Officer Report in 12 months	% of Clubs with balance 90+ days	Number of Zone Chairs Recorded	Number of Region Chairs Recorded	District Officers Vacancies **
38 L	T(24)	36	1	37	100%	0	0	0	687	11	698	19	20	-1	-0.14%	714	19	59%	0	0	19%	73%	0%	16%	7	0	
38 I	T(24)	32	0	32	0%	0	0	0	734	0	734	12	14	-2	-0.27%	725	23	44%	0	0	22%	59%	3%	0%	7	0	
38 O	T(24)	25	0	25	0%	0	0	0	672	0	672	29	38	-9	-1.32%	690	27	48%	0	0	60%	44%	0%	12%	0	0	
38 N	T(24)	27	1	28	100%	0	0	0	628	5	633	17	26	-9	-1.40%	663	23	57%	0	0	71%	61%	0%	7%	0	0	
		120	2	122	100%	0	0	0	2721	16	2737	77	98	-21	-0.76%	2,792	23	52%	0	0	40%	61%	1%	9%	14	0	




District Health Assessment for Multiple District 39 through November 2025

		Clubs							Membership							Member Strength		Cancellation		Reports			Finance		Leadership		
District Name	Status/ Number of Months in Status *	Active Clubs	Clubs in Status Quo	Total Clubs	% Status Quo Clubs in Financial Suspension	New Clubs	Cancelled Clubs	YTD Net Club Gain/Loss	Current Members In Active Clubs	Current Members In Status Quo Clubs	Current Total Members Count	YTD Add	YTD Drop	YTD NetGrowth (includes Active and Status Quo)	YTD NetGrowth% (includes Active and Status Quo)	Member Count 12 Months Ago	Average Member Count Per Club	% of Clubs with less than 20 members	Average Cancelled Club Age	Members Lost Due to Cancelled Clubs	% of Clubs Reporting Service	% No MMR in 3 Months	% No Officer Report in 12 months	% of Clubs with balance 90+ days	Number of Zone Chairs Recorded	Number of Region Chairs Recorded	District Officers Vacancies **
39 W	T(24)	30	0	30	0%	0	0	0	909	0	909	48	37	11	1.22%	880	30	33%	0	0	40%	50%	0%	7%	7	0	
39 E	T(24)	24	0	24	0%	1	0	1	384	0	384	29	19	10	2.67%	351	16	75%	0	0	25%	54%	0%	4%	4	0	2nd VDG
		54	0	54	0%	1	0	1	1293	0	1293	77	56	21	1.65%	1,231	24	52%	0	0	33%	52%	0%	6%	11	0	




District Health Assessment for District 15 through November 2025

		Clubs							Membership							Member Strength		Cancellation		Reports			Finance	Leadership			
District Name	Status/ Number of Months in Status *	Active Clubs	Clubs in Status Quo	Total Clubs	% Status Quo in Financial Suspension	New Clubs	Cancelled Clubs	YTD Net Club Gain/Loss	Current Members In Clubs	Current Members In Status Quo Clubs	Current Total Members Count	YTD Add	YTD Drop	YTD NetGrowth (includes Active and Status Quo)	YTD NetGrowth% (includes Active and Status Quo)	Member Count 12 Months Ago	Average Member Count Per Club	% of Clubs with less than 20 members	Average Cancelled Club Age	Members Lost Due to Cancelled Clubs	% of Clubs Reporting Service	% No MMR in 3 Months	% No Officer Report in 12 months	% of Clubs with balance 90+ days	Number of Zone Chairs Recorded	Number of Region Chairs Recorded	District Officers Vacancies **
15	T(24)	36	0	36	0%	0	0	0	833	0	833	27	30	-3	-0.36%	847	23	58%	0	0	14%	47%	0%	3%	0	0	2nd VDG
		36	0	36	0%	0	0	0	833	0	833	27	30	-3	-0.36%	847	23	58%	0	0	14%	47%	0%	3%	0	0	




District Health Assessment for District 37 through November 2025

		Clubs							Membership							Member Strength		Cancellation		Reports			Finance	Leadership			
District Name	Status/ Number of Months in Status *	Active Clubs	Clubs in Status Quo	Total Clubs	% Status Quo Clubs in Financial Suspension	New Clubs	Cancelled Clubs	YTD Net Club Gain/ Loss	Current Members In Active Clubs	Current Members In Status Quo Clubs	Current Total Members Count	YTD		YTD NetGrowth (includes Active and Status Quo)	YTD NetGrowth% (includes Active and Status Quo)	Member Count 12 Months Ago	Average Member Count Per Club	% of Clubs with less than 20 members	Average Cancelled Club Age	Members Lost Due to Cancelled Clubs	% of Clubs Reporting Service	% No MMR in 3 Months	% No Officer Report in 12 months	% of Clubs with balance 90+ days	Number of Zone Chairs Recorded	Number of Region Chairs Recorded	District Officers Vacancies **
												YTD Add	YTD Drop														
37		55	2	57	100%	0	0	0	1451	72	1523	59	46	13	0.86%	1,501	26	40%	0	0	39%	56%	0%	18%	3	0	
		55	2	57	100%	0	0	0	1451	72	1523	59	46	13	0.86%	1,501	28	40%	0	0	39%	56%	0%	18%	3	0	




District Health Assessment for District 40 through November 2025

		Clubs							Membership							Member Strength		Cancellation		Reports			Finance	Leadership			
District Name	Status/ Number of Months in Status *	Active Clubs	Clubs in Status Quo	Total Clubs	% Status Quo in Financial Suspension	New Clubs	Cancelled Clubs	YTD Net Club Gain/ Loss	Current Members In Active Clubs	Current Members In Status Quo Clubs	Current Total Members Count	YTD Add	YTD Drop	YTD NetGrowth (includes Active and Status Quo)	YTD NetGrowth% (includes Active and Status Quo)	Member Count 12 Months Ago	Average Member Count Per Club	% of Clubs with less than 20 members	Average Cancelled Club Age	Members Lost Due to Cancelled Clubs	% of Clubs Reporting Service	% No MMR in 3 Months	% No Officer Report in 12 months	% of Clubs with balance 90+ days	Number of Zone Chairs Recorded	Number of Region Chairs Recorded	District Officers Vacancies **
40	T(5)	45	1	46	100%	1	0	1	902	12	914	92	56	36	4.10%	872	20	61%	0	0	54%	50%	0%	11%	7	3	2nd VDG
		45	1	46	100%	1	0	1	902	12	914	92	56	36	4.10%	872	20	61%	0	0	54%	50%	0%	11%	7	3	



District Health Assessment for District 46 through November 2025

		Clubs							Membership							Member Strength		Cancellation		Reports			Finance	Leadership			
District Name	Status/ Number of Months in Status *	Active Clubs	Clubs in Status Quo	Total Clubs	% Status Quo Clubs in Financial Suspension	New Clubs	Cancelled Clubs	YTD Net Club Gain/ Loss	Current Members In Active Clubs	Current Members In Status Quo Clubs	Current Total Members Count	YTD Add	YTD Drop	YTD NetGrowth (includes Active and Status Quo)	YTD NetGrowth% (includes Active and Status Quo)	Member Count 12 Months Ago	Average Member Count Per Club	% of Clubs with less than 20 members	Average Cancelled Club Age	Members Lost Due to Cancelled Clubs	% of Clubs Reporting Service	% No MMR in 3 Months	% No Officer Report in 12 months	% of Clubs with balance 90+ days	Number of Zone Chairs Recorded	Number of Region Chairs Recorded	District Officers Vacancies **
46	T(24)	50	0	50	0%	0	0	0	1127	0	1127	54	38	16	1.44%	1,155	23	50%	0	0	46%	56%	6%	6%	12	5	
		50	0	50	0%	0	0	0	1127	0	1127	54	38	16	1.44%	1,155	23	50%	0	0	46%	56%	6%	6%	12	5	

* - District Status: P - Provisional, T - Transitional.
** - District Officers Vacancies: DG - District Governor, 1st VDG - First Vice District Governor, 2nd VDG - Second Vice District Governor.